

DIGITAL PHOTOGRAPHY

A photography class portfolio

Edited by:

EYLUL LEMAN ERDEM
GULCE MERAL OZDOL
ALP TEKIN
IPEK OZARSLAN
NUSRET BAYKAL

25/10/2024



History of Photography

Photography can be briefly defined as art, science and the practice of creating durable images by recording light . In today's world, with the rapid advancement of technology, the cameras and lights used to take photographs are becoming increasingly advanced. In fact, professional cameras that are large enough for every person to carry are always with us thanks to our mobile phones. Unlike the gigantic cameras of the past, we can keep them. These changes and advances from past to present constitute the history of photography, and in today's article, we will try to give chronological information about this historical process.

After an Iraqi scientist made his invention called Camera Obscura in 11th century, after that the art of photography appeared. Actually first camera instead of recording images it just reflected it. The light was passed through a small hole and reflected the image. Camera Obscura wasn't portable enough to carry since 17th century. In late 1830's Joseph Nicéphore Niépce used a portable camera obscura for permanent images. These developments were the first steps in the modern photography. And then analog photography machines appeared. In analog photography, it is not possible to see it quickly. Light interacts with the chemicals in the film and an image is recorded. It was taking a time.

The fact that people want to immortalize the moment they live in is a preliminary reason for digitalization. First of all, under the leadership of Russell A. Kirsch, wire photography, that is the method of transferring photographs by means such as radio and telegraph, was developed as dual digital. A photograph was then scanned with this method, and this is a picture of Kirsch's infant son, Walden. This photo was all black and white, but if you wanted to get a grayscale, you could get it in a variety of ways. Now, photography especially colorful photography is more common because we have started to use our phones very often and professionally.

To sum up, the commercial introduction of computer-based electronic digital cameras in the 1990s soon revolutionized photography. In the early years of the 21st century, traditional film-based photochemical methods were increasingly marginalized as the practical positives of the new technology became widely appreciated and the image quality of affordable digital cameras was steadily improved. Particularly as cameras have become a standard feature on smartphones, taking photos and instantly posting them online (social media, etc.) has become a common practice that almost everyone around the world does every

5 Types of Photography

War Photography




War photography can be briefly defined as taking realistic photographs to reveal the reality of events taking place on the battlefield. It reveals how people and animals are affected by conflicts that occur during war.

The Mexican-American War was the first one to be captured by a camera. Robert Capa, real name Endre Friedmann, is one of the most famous names in the field of war

photography.

"Falling Soldier" photograph taken by Capa during the Spanish Civil War

Macro Photography



Macro photography is a type of nature photography that captures high detailed images of small subjects such as flowers; insects etc. For capturing macro photos you need a great light condition and special lenses. This type of photographs reveal the beauty of small things that you can't see with your eyes. It also gives you an opportunity to see unique details of each subject and allows to make creative compositions.

By Ali Şenel.

Astrophotography

Astrophotography is simply taking a photograph of an object in space such as stars, galaxies, planets etc. You need some special cameras, lenses, place to take a good Astrophotograph. Additionally you may have some star tracker apps to recognize how to aim your camera for your shoot. Furthermore it will be better if you use telescope to focus some special objects. Observatories and orbiting telescopes have expanded the tradition of photographing astronomical objects these days.



'Glittering Landscape of Star Birth" By NASA's James Webb Space Telescope.

Food Photography



Food photography is a type of photography that aims to take artistic and beautiful photos of many dishes that you can think of. The main goal is to make the photo of the food attractive and delicious. Food photographers generally take photos on different subjects such as restaurants, cafes, social media, marketing, advertising and cookbooks. When taking food photos, the angle and quality of the camera are very important because the quality of the camera can make the

food look worse, so when taking food photos, we must both follow the right steps and pay attention

to the quality of the camera. Let's give a few examples of steps;

- Use of natural light
- Finding your own style
- Deciding from which angle to take a photo Photo by Ella Olsson

Storm Photography

Storm photography demonstrate how our complex atmosphere express light and color. This is important document the changes in our weather. Photographing storms has lots of risks so if you do it be sure that your in safe.



Kansas Storm Structure by Brandon
Goforth on 500px

A Famous Photographer

Coşkun Aral was born on May 1, 1956 in Siirt, is an international war photographer, traveler, adventurer, documentary producer. He started press photography in 1974. He worked in Günaydın and Gün newspapers and quickly attracted attention with his unique style. Famous journalist Coşkun Aral has made many documentaries so far and has traveled to war zones and worked as a war correspondent. Coşkun Aral, who travels to many parts of the world and obtains images, continues his journalism life, especially in TV programs and social media channels. Let's take a look about a few of his important works. In 1977, he made his name known in the world press for the first timethrough the Sipa Press Agency with the photographs he took during the May 1 events. In 1980, the September 12 coup was reflected on the covers of Newsweek, L'Express magazines and hundreds of international magazine pages, which are famous for their archival work. Many exhibitions have been opened in Turkey and around the world. The exhibition, which opened in Bangkok in 2018 after Ankara and Istanbul in 2017, was held online in New York in 2020. The project continues to grow with the participation of different photographers from around the world.



King III. Mswati changed the name of her country. In his statement on Wednesday, he announced that his country will now be called the Kingdom of eSwatini instead of Swaziland. The new name of the kingdom, which celebrates the 50th anniversary of its liberation from British colonial rule, is not actually new. eSwatini, which means the place where Swazis live in Swazi language, was the name of the country used before the colonial period. Coşkun Aral's own note about the photo.



Yaşar Kemal


This land missed you and your cries of peace, truth and justice with all their lives...Coşkun Aral's own note about the photo



Famous fisherman Gregorio Fuentes was working on Ernest Hemingway's boat. Although Hemingway stated that the Cuban fisherman Santiago, the protagonist in his novel *The Old Man and the Sea*, was a figment of his imagination, Fuentes spent his last years telling stories with Hemingway to tourists. Fuentes never read the book *The Old Man and the Sea* and died of cancer in 2002.

Nature Photography

Nature photography is simply capturing natural habitats, animals, landscapes. People might need some special cameras, filters, tripods, lenses for this kind of photography. For example if they want to capture a bird's photo they need special zoom lenses for it. When they capturing some animals they shouldn't disturb them to catch a sharp and great images. To take sharper images they need to stabilize the camera and they use tripod mostly for this reason. Time period is also important in nature photography. During sunrise and sunset, it is possible to capture the moments when the light is most impressive. Another important thing in nature photography is patience. You have to wait for that moment to come to capture a beautiful composition.



Stone Canyon. Pulitzer prize-winning photojournalist and landscape photographer Jack Dykinga made this photograph as part of a campaign to create national monuments in both the Paria Canyon and Escalante Canyon drainages. He had tried on six separate occasions to capture this scene following seasonal rains, dissatisfied each time with the quality of the reflections. His final effort paid off after he hiked in at 3:30am in order to arrive in time for dawn and calm water

Photograph: Jack Dykinga



Water lilies, *Nymphaea nouchali*, in the Okavango delta, Botswana

Photograph: Frans Lanting

Caught in a gill net in the Gulf of California, this thresher shark is among the estimated 100m sharks killed annually for their fins. Sharks are vulnerable because they take decades to mature and produce few young
Photograph: Brian Skerry



Our Nature Photos



Architecture Photography

Architecture photography started in the 19th century. As people began to value their architecture more, this type of photography developed to show architectural designs. Architecture photography simply focuses on capturing buildings, structures and other architectural designs. The point is capturing these things in great light conditions with a great visual composition. There are some key points for this kind of photography such as light, perspective and equipment. Light is the most crucial element in architectural photography. It can transform a building by playing with light and shadows to create detailed textures, shapes and contrasts. Other thing is perspective which is important to show architectural designs more satisfying. Photographers play with angles to capture the best composition. They need better lenses, tripods and filters. They must use wide angle lenses to capture wide areas and gigantic buildings. They also need tripods to take sharp photos.



Fernando Guerra is an architectural photographer. His training, however, is as an architect. His gaze is divided between two distinct modes of constructing the world. Given this fact, he is in a prime position to personify the metamorphosis of the field of photography that will lead the practice of creating images to eventually identify itself, in part, with the field of architecture.

Jeanette Hägglund – is a photographer with experience across a range of fields, from advertising and portraits to fashion and products. She develops image banks and often creates image pictures to emphasize client products. Jeanette also photographs architecture, with a personal touch.






Nic Lehoux Canada


His work is grounded in the rigour of large format film photography that defined his earlier career. That rigour is combined with a truly progressive approach to the documentation of spaces with people. His work has a uniquely strong and distinct signature. It is informed by the traditions of architectural photography, the sensitivities of modern photojournalism, and a keen understanding of both architecture and the way people move within a space.

Our Architecture Photos



Portrait Photography

Portrait photography refers to photographs taken using the right light to reflect a person's face, mood and personality traits. In this context, we can say that portrait photography reflects expression and personality. Emotions such as hatred, compassion, happiness or deep sadness and anxiety can be observed. Sometimes news Photographs can sometimes be taken after long conversations, without giving any information. The expression in the portrait can be made more obvious or more dramatic by means of light. The angle of light is the most decisive element in portrait photography. Front light, overhead light, light from below, back light, lateral light and most importantly cross light are used to emphasize the person's character. It is a type of background in which any object with a single color or texture is used in the background. The most wellknown examples are; It is the use of the sky or the ground as a background. Another important issue for portraits is clarity. In general, clarity is taken from the pupils to reveal the expression and facial features (if it suits your description). This is because the first place the viewer looks at in a portrait photograph is the eyes. These are briefly the general features of portrait photography.




Afghan Girl By Steve McCurry (1984)

The portrait of Sharbat Gula was captured by photojournalist McCurry in a Pakistani refugee camp during the time of the Soviet Union's occupation of Afghanistan. The portrait was first published on the front cover of National Geographic in 1985. Some people saying it is the 'Mona Lisa of the Third World'.

By Arthur Sasse (1951)

Einstein was photographed smiling many times, but no one recognized him by his various facial expressions. This time, an unusual pose was taken, and after Einstein's pose, the idea of the mad scientist emerged. Einstein liked the photo and asked for a large number of copies. The signed version of the photo was sold at auction for \$75,000.


By Philippe Halsman





Dali's art was known for its strange and dreamlike images, which he created with careful attention to detail. This unique style made people think differently about what is real and what is not. When he worked with photographer Philippe Halsman, they created famous photographs that captured Dali's unusual personality and creative ideas. These images not only showcased his artistic talent but also highlighted his love for the bizarre and the surreal.

Our Portrait Photos



Street Photography

Street photography is a form of storytelling that conveys the experience of daily life and the artist's vision through photographs taken in public spaces. Like photojournalism, nothing is staged, positioned, or planned. Experiment with how you frame your shots, the angles you choose, and the light you capture to create the best images. All these elements serve to tell a story, and as the artist, it's up to you to decide what that story is.



By Robert Frank

Frank's book, "The Americans," is a seminal work in street photography. This groundbreaking


book features Frank's heartbreaking image of American society in the 1950s. This is one of his most famous photo. It's an essential work that offers a fresh perspective on the nation's culture and people.

By Henri Cartier Bresson

Henri Cartier Bresson's most famous work is "Behind the Gare St Lazare". This iconic and remarkable photo of a man jumping over a puddle behind Gare St. Lazare epitomizes Bresson's ideal of capturing and beautifying that perfect ephemeral moment in street photography. He also has a famous book called 'The Decisive Moment' , which contains some of his most admired photographs.

By Dorothea Lange





Migrant Mother is a well known

photograph that symbolizes the struggles of people during the Great Depression. The photographer Dorothea Lange was dedicated to social and political issues through her work. Her photographs highlighted the hardships many families faced at that time. Because of her commitment and talent, Lange became an important figure in documentary and street photography using her camera to raise awareness about the challenges ordinary people experienced.

Our Street Photos



Food Photography

Food photography is simply a genre of photography that focuses on capturing beautiful images of foods. Food photography began in the 19th century with simple documentation of food items, evolving into a more artistic form in the 20th century as magazines and advertising embraced visually appealing images. In the 21st century, social media platforms like Instagram have transformed food photography into a global phenomenon, making it accessible to everyone and showcasing diverse styles and trends. Some foods might be difficult to capture because of melting, cooling etc. Food photographers generally use sharp lenses for taking more attractive images. They also have to use great lights to show foods better. Additionally, they need tripods to take sharper and brighter images. In today's world, it is mostly used for advertising.



Mowie Kay is one of the top food photographers in the world because of her sophisticated approach to food photographs. She shoots mostly in her studio in South London and works in advertising with huge brands, including Marks & Spencer, KFC, and Tesco, to name a few. She is one of the leaders in the food industry of advertising.



Food photography is Louise Lister's life passion. She is an established talent living in Australia and working for some of the top magazines on the globe. Her portfolio is creative and eye-catching. Her studio in Sydney helps her to create some of her best work using natural light.



Libby has a knack for creating food photos that highlight fresh food. She is also a dietician, and her works circles around ideas of sustainability, reducing waste, and creating a healthier lifestyle in general. Her raw vegetable shots resemble art!

Our Food Photos

